

Inline Patio Door

Sophisticated and practical.



Gliding along disguised runners, the sliding patio is both sleek and practical, and is guaranteed to breathe life into any home.

The ingenious design of the sliding patio means that the doors can be opened in any combination, and that interior and exterior furniture can be positioned in close proximity, without impeding its operation.

Large glass panes let natural light into the home and afford homeowners with wonderful views of the outdoors, without compromising on thermal efficiency or security.





Tel: 01646 601381

Email: sales@creamside.co.uk

Website: www.creamside.co.uk

Margaret Rose, Haven View, Neyland, Pembrokeshire, Wales, SA73 1LS



Inline Sliding Patio Doors

01 Glass

Our inline sliding patio doors are glazed using innovative thermally efficient glass so that added light and superb views do not come at the expense of insulation.

02 Security

A multi-point espagnolette and single piece keep protect your family and your possessions. A Secured by Design bump and snap resistant cylinder is also available.

03 Operation

Steel rollers and a one-piece stainless steel track ensure easy gliding, low friction, and guaranteed durability.

04 Handles

D-shaped handles are available in attractive gold, chrome, black and white finishes to complement any door frame and sash.

05 Reinforcing

Steel reinforcing gives added strength and durability to products that may be exposed to wild and erratic weather.



Colour options:



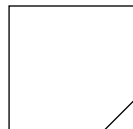
Cherrywood



Rosewood



Irish Oak



White



Coloured



Tel: 01646 601381

Email: sales@creamside.co.uk

Website: www.creamside.co.uk

Margaret Rose, Haven View, Neyland,
Pembrokeshire, Wales, SA73 1LS



INCREASE LIGHT
DECREASE NOISE